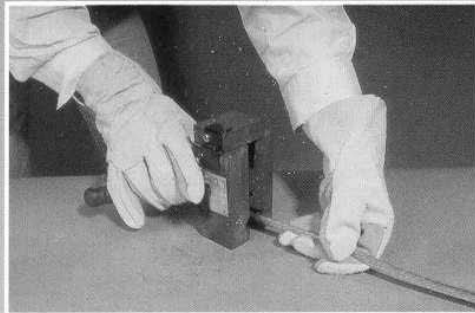



ELECTROWELD

CONNECTION PROCESS




1

Clean the conductors and position them in the well dry mould.




2

Place the metal retaining disc in the bottom of the crucible mould.




3

Pour the welding powder into the crucible, spread starting powder onto mould edge.




4

Close the mould lid, ignite it with the flint gun from the side, firing the spark onto the starting powder



5

Welding process safely takes place inside the mould.



6

Once the connection is finished, clean the mould using scraper and brush.